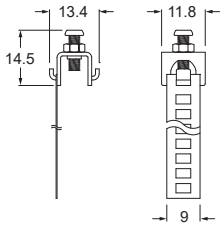


# CLAMP SERIES



## BK Series

Clamp is designed for mounting KT-05 & KT-15 series sensor on round cylinder.



### How to Mount

#### 1 Step 1

Loosen screw & nut.

#### 2 Step 2

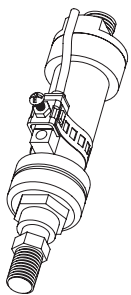
Place sensor & wrap the band around the cylinder.  
Position the hook with the nearest hole on the band and mark the hole with a permanent marker.

#### 3 Step 3

Remove mounting assembly.  
Cut the band at the nearest edge of next hole. (the one that's further away from the mounting head).

#### 4 Step 4

Re-place the sensor & mounting assembly.  
Wrap the band & put the chosen hole on hook.  
Position the switch and tighten.  
Finally swivel nut for steadying.



**B K - 8 1**

#### Band No.

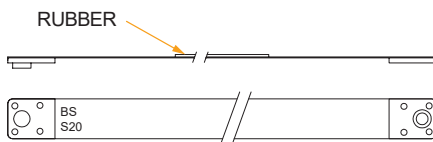
81 : For Ø6 ~ Ø32 round cylinder use.

82 : For Ø6 ~ Ø63 round cylinder use.

## BS Series

Clamp is designed for mounting KT-48 series sensor on round cylinder.

### How to Mount



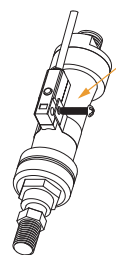
**B S - S 2 5**

#### Barrel Material

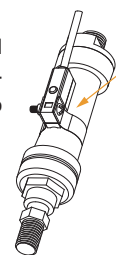
S : Stainless steel  
A : Aluminum alloy

#### Bore Size

6 : Ø6 round cylinder  
8 : Ø8 round cylinder  
⋮  
40 : Ø40 round cylinder



Wrap the band around cylinder barrel and re-insert screw head into clamp.



Position the switch and tighten.

#### Cylinder Chart

Model	Bore Size	Barrel Material	O.D. (mm)	Model	Bore Size	Barrel Material	O.D. (mm)
BS-A20	Ø20	Aluminum	25	BS-S6	Ø6	Stainless	8.5
BS-A25	Ø25	Aluminum	30	BS-S8	Ø8	Stainless	10
BS-A30	Ø30	Aluminum	35	BS-S10	Ø10	Stainless	11
BS-A32	Ø32	Aluminum	37	BS-S12	Ø12	Stainless	13.2
BS-A40	Ø40	Aluminum	45	BS-S16	Ø16	Stainless	17
BS-A50	Ø50	Aluminum	55	BS-S20	Ø20	Stainless	21.6
BS-A63	Ø63	Aluminum	70	BS-S25	Ø25	Stainless	26.5
BS-A80	Ø80	Aluminum	87.7	BS-S32	Ø32	Stainless	33.6
				BS-S40	Ø40	Stainless	42

Unit : mm